












XT Soldering tips

Chisel shape



A = Width mm
B = Thickness mm
C = Length mm

Model	A	B	C	PU	Order No.
XT A	1.6	0.7	37	1	T005 44 703 99
					
XT AL	1.6	1.0	40	1	T005 44 701 99
					
XT ASL	1.6	0.45	37	1	T005 44 740 99
					
XT AX 30°	1.6	0.7		1	T005 44 743 99
					
XT B	2.4	0.8	36	1	T005 44 704 99
					
XT BSC	2.5	0.8	36.3	1	T005 44 738 99
					
XT BSL	2.4	0.45	36	1	T005 44 741 99
					
XT BX 30°	2.4	0.8		1	T005 44 744 99
					
XT C	3.2	0.8	36	1	T005 44 705 99
					



Model	A	B	C	PU	Order No.
XT CSL	3.2	0.45	36	1	T005 44 742 99
					
XT D	4.6	0.8	35	1	T005 44 706 99
					
XT DL	4.6	0.8	40	1	T005 44 736 99
					
XT D 45°			37	1	T005 44 721 99
					
XT E	5.9	1.2	35	1	T005 44 707 99
					
XT H	0.8	0.4	37	1	T005 44 713 99
					
XT HX	0.8	0.4		1	T005 44 737 99
					
XT M	3.2	1.2	40	1	T005 44 702 99
					
XT MX	3.2	0.8		1	T005 44 745 99
					




Round



A = Width mm
B = Thickness mm
C = Length mm




Model	A	B	C	PU	Order No.
XT BS	2.4		37	1	T005 44 715 99
					
XT CS	3.2		37	1	T005 44 716 99
					



Model	A	B	C	PU	Order No.
XT DS	5.0		35	1	T005 44 717 99
					

Bevel Cut (Sloped)



A = Width mm
B = Thickness mm
C = Length mm

Model	A	B	C	PU	Order No.
XT AA 60°	1.6		37	1	T005 44 708 99
					
XT BB 45°	2.4		37	1	T005 44 709 99
					
XT CC 45°	3.2		37	1	T005 44 710 99
					

Model	A	B	C	PU	Order No.
XT DDH45	4		40.5	1	T005 44 730 99
					
XT F 30°	1.2		37	1	T005 44 718 99
					

Soldering Stations

Soldering iron and safety rest

Soldering tips and nozzles

Preheating plates

Soldering bathes

Circuit board holder

Solder feeder

Hot air heating gun

Temperature measuring

Accessories



Soldering tips and nozzles | Soldering tips

Conical




A = Width mm
B = Thickness mm
C = Length mm

Model	A	B	C	PU	Order No.
XT 0	1.0		37	1	T005 44 714 99



Solder depot



A = Width mm
B = Thickness mm
C = Length mm

Model	A	B	C	PU	Order No.
XT GW1			37	1	T005 44 712 99



Model	A	B	C	PU	Order No.
XT GW2			37	1	T005 44 735 99



Knife



A = Width mm
B = Thickness mm
C = Length mm

Model	A	B	C	PU	Order No.
XT KN	2.0		45	1	T005 44 711 99



Measuring tip

A = Width mm
B = Thickness mm
C = Length mm

Model	A	B	C	PU	Order No.
Measuring tip			40	1	T005 44 722 99


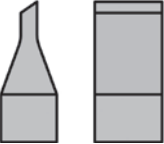



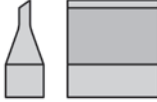

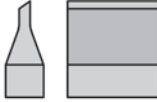



Bevel Cut (Sloped)



A = Width mm
B = Thickness mm
C = Length mm


Model	A	B	C	PU	Order No.
XT Solder head with adapter 	4		10	1	T005 44 731 99N
XT Soldering head 	4		10	1	T005 44 731 90N
XT Solder head with adapter 	4		20	1	T005 44 732 99N


Model	A	B	C	PU	Order No.
XT Soldering head 	4		20	1	T005 44 732 90N
XT Solder head with adapter 	4		33	1	T005 44 733 99N
XT Soldering head 	4		33	1	T005 44 733 90N
XT Solder head adapter 			40	1	T005 44 734 99

External thread

A = Width mm

B = Thickness mm
C = Length mm

Model	A	B	C	PU	Order No.
XT External thread, refined 	M4		36	1	T005 44 719 99

Model	A	B	C	PU	Order No.
XT External thread, refined 	M5		36	1	T005 44 720 99