


Shelving Accessories

Standard Castors - Stem Type



Donut Bumpers

Part No.	Dia.		Height	
	(in.)	(mm)	(in.)	(mm)
3DB	3.5	89	0.75	19

Part No	Wheel Dia		Wheel Type	Wheel Thread	Load Capacity	
	(in.)	(mm)			(lbs.)	(kg)
4PUS	4	100	Stem/Swivel	Polyurethane	132	60
4PUSB	4	100	Swivel/Brake	Polyurethane	132	60
5PUS	5	125	Stem/Swivel	Polyurethane	220	100
5PUSB	5	125	Swivel/Brake	Polyurethane	220	100
4ANSS	4	100	Stem/Swivel	Anti-Static Rubber	176	80
4ANSB	4	100	Swivel/Brake	Anti-Static Rubber	176	80
5ANSS	5	125	Stem/Swivel	Anti-Static Rubber	220	100
5ANSB	5	125	Swivel/Brake	Anti-Static Rubber	220	100

Additional Castor Types Available



Aluminium Split Sleeves


Part No. Alum-SS
(4 pair per bag) For high temperature or
conductive installations



Extended Handle


	Part No	Length	
		(in.)	(mm)
Chrome	Stainless Steel		
EH14C	EH14S	14	355
EH18C	EH18S	18	455
EH24C	EH24S	24	610

Easier to maneuver shelf carts



Conductive Castors

To be use in ESD applications in
conjunction with the ESD Grounding Cable



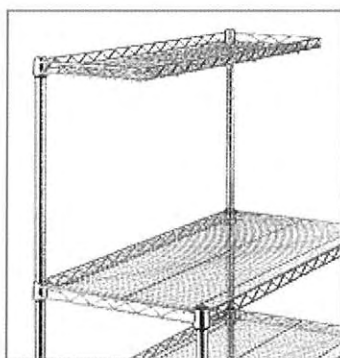
Utility Cart Handle

- Height: 34" (800mm)

	Part No	Length	
		(in.)	(mm)
Chrome	Stainless Steel		
UH18C	UH18S	18	455
UH24C	UH24S	24	610

To be used with shelving and castors to
customize a cart to your needs

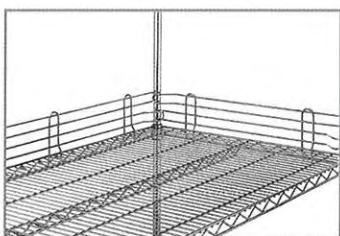
Shelving Accessories



12" Cantilever Shelves

Length		Part No.
(In.)	(mm)	Chrome
24	610	1224CSC
30	750	1230CSC
36	910	1236CSC
48	1220	1248CSC
60	1520	1260CSC

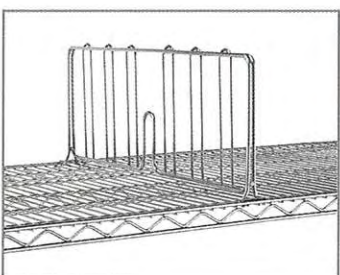
Add space above storage unit. Creates a retaining edge around the entire (305mm) deep shelf.



Shelf Ledges 4" (100mm) Height

Length		Part No.	
(In.)	(mm)	Chrome	Stainless Steel
14	355	L14C4H	L14S4H
18	455	L18C4H	L18S4H
24	361	L24C4H	L24S4H
30	760	L30C4H	L30S4H
36	910	L36C4H	L36S4H
48	1220	L48C4H	L48S4H
60	1525	L60C4H	L60S4H

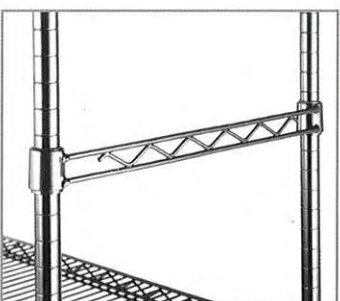
To prevent items from falling off shelves



Divider

Shelf Width		Part No.	
(In.)	(mm)	Chrome	Stainless Steel
14	355	D14C	D14S
18	455	D18C	D18S
24	610	D24C	D24S


Keep shelf contents orderly



Hanger Rails

Length		Part No.	
(In.)	(mm)	Chrome	Stainless Steel
14	355	HR14C	HR14S
18	455	HR18C	HR18S
24	610	HR24C	HR24S
30	760	HR30C	HR30S
36	910	HR36C	HR36S
48	1220	HR48C	HR48S

Adjustable rails fits on the posts width or length of unit.



'S' Hooks

Part No. S-HC (Chrome)

Part No. S-HS (Stainless Steel)

Allow "add-on" units with only two posts required



Foot Plate

Part No. FP-C (Chrome)

Part No. FP-S (Stainless Steel)

Replacing the leveling bolt. Increases stability.



Post Camp

Part No. CP-C (Chrome)

Part No. CP-S (Stainless Steel)

Maximum strength joining shelving units together